








ITC MODULE I TOPICS, SESSION, AND CONTENT OVERVIEW

Topic	Explore	Learn	Create
Google Slides 	<ul style="list-style-type: none"> Create Engaging Presentations Collaborate Observe Give Feedback Make Templates 	<ul style="list-style-type: none"> Ready to Use Templates Use Add-ons PearDeck Example Embed Sound, Video, Images and Shapes Interactive Slides with Static Backgrounds Create Slides with Infinite Cloning Shapes Use the Tool Bars to Design Slides Manipulate Share and Present Links 	<p>Coaching Session - Create what you need, ready to use with your curriculum. Contact your ITC coordinator.</p>
Google Classroom 	<ul style="list-style-type: none"> Communicate Information Easily Share Assignments with Students Use the Embedded Meet Link for - Virtual Sessions Students Submit Work Through - Google Classroom Return Graded Work 	<ul style="list-style-type: none"> Assign Assignments to Groups Create Topics Invite Guardians Make Individual Copies Gradebook Feature Create Assignments with 3rd Party Apps Create Quizzes Add Collaborators 	<p>Coaching Session - Create what you need, ready to use with your curriculum. Contact your ITC coordinator.</p>
YouTube 	<ul style="list-style-type: none"> Search Videos Explore Content Subscribe To Channels Use Your Library Watch Later Like Videos 	<ul style="list-style-type: none"> Create Playlists Add Collaborators Manage Sharing Share Playlists Manage Video Settings Upload Your Own Videos 	<p>Coaching Session - Create what you need, ready to use with your curriculum. Contact your ITC coordinator.</p>
Google Earth 	<ul style="list-style-type: none"> Current Location Search Locations Zoom Feature Globe Feature 2D/3D Feature Street View Reset View Ruler Feature 	<ul style="list-style-type: none"> Voyager I'm Feeling Lucky Create Projects Location of Details Save to Projects Draw Project Lines Choose Your Map Style 	<p>Coaching Session - Create what you need, ready to use with your curriculum. Contact your ITC coordinator.</p>
Google Meet 	<ul style="list-style-type: none"> Observe Students in Real Time Conference with Parents Collaborate with Colleagues Start a Meet Instantly Schedule a Meet for Later Generate Links with Google Calendar Use Your Toolbar See Your Meet Participants 	<ul style="list-style-type: none"> Choose the Best Screen Presentation Message Participants Use Breakout Rooms Poll Your Audience Use the Q&A Feature Record Your Meet Use the Whiteboard Feature 	<p>Coaching Session - Create what you need, ready to use with your curriculum.</p>
Google Jamboard 	<ul style="list-style-type: none"> Create Interactive Whiteboards Use the Pen Tools Use the Toolbar Features Use the Laser Pointer Collaborate Observe 	<ul style="list-style-type: none"> Format Your Text Format Your Shapes Set a Transparent Background Change the Background Add Blank Frames Make Duplications Create Background Images 	<p>Coaching Session - Create what you need, ready to use with your curriculum. Contact your ITC coordinator.</p>
Google Sites 	<ul style="list-style-type: none"> Add People to your Meet Create a Class Site Add Images Add Text Correct Mistakes Collaborate with Others Add Pages Preview your Site Publish your Site Pin a Screen Adjust your Settings 	<ul style="list-style-type: none"> Build a Classroom Website Embed Videos Choose a Layout Add Pages for Different Needs Change the Theme Add a Table of Contents Add an Image Carousel 	<p>Coaching Session - Create what you need, ready to use with your curriculum. Contact your ITC coordinator.</p>